

# FAIRBANKS<sup>®</sup>

## TUNDRA XL AND XLT SERIES PIT-TYPE TRUCK SCALES

“BUILT TOUGH FROM THE INSIDE OUT”



APPROVED  
Load Cells



CC No. 89-016

Ideal for highway vehicle and extreme weighing applications.

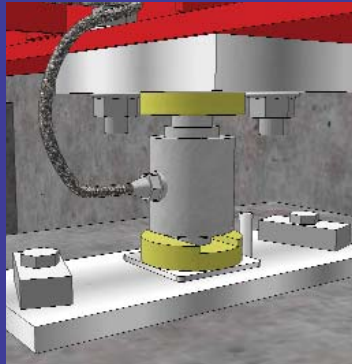
**FAIRBANKS.COM** Visit our world today.

WEIGHING SOLUTIONS FOR THE WORLD



## ULTIMATE LOAD CELLS

The Tundra's 66,000 lb. capacity rocker column load cells prevent weighing errors caused by off-center loading and eliminate the need for grout pockets. These cells also boast glass-to-metal connection points for a true hermetic seal, armored stainless steel cabling and corrosion resistant



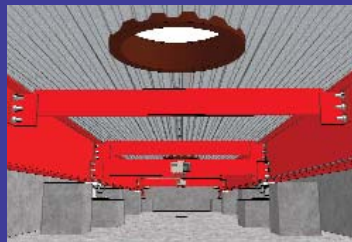
## STRENGTH FROM WITHIN

The Tundra utilizes Fairbanks' time-proven, dual main girder design; the industry standard for strength and durability for more than 100 years.



## SCALE PIT ACCESS

The Tundra understructure has ample clearance to allow for routine servicing of the scale's electronics and bumper checking system.



## ENCAPSULATED ELECTRONICS

Fairbanks is the only scale manufacturer to encapsulate its electronic circuit boards with acrylic epoxy for added protection against moisture intrusion.



## TUNDRA XL AND XLT OPTIONS

- Factory assembly with factory poured concrete deck.
- Custom design to fit existing foundations.
- Galvanized weighbridge.
- Steel deck construction.
- CLC up to 100,000 lbs.
- Structural grating.
- Dump through deck.



CC No. 89-016

# TUNDRA XL AND XLT SERIES PIT-TYPE TRUCK SCALES

## THE TUNDRA IS ALL ABOUT SAVINGS

Fairbanks' Tundra Series Truck Scales are rugged, reliable and real estate friendly. The Tundra features time-proven scale engineering and a design that significantly reduces the amount of real estate typically required for scale operations. At the end of the day, customers find the Tundra to be an exceptional cost- and space-saving value, whether they're building a new scale from the ground up or need a factory-built and assembled deck to fit an existing foundation.

### • Concentrated Load Capacity Advantage


The **Tundra XL** features a 60,000 pound CLC for typical highway vehicle weighing applications.

The **Tundra XLT** features a 90,000 pound CLC for extreme applications.

### • Exclusive Intalogix Technology

The Tundra Series utilizes Fairbanks' Intalogix Technology to achieve the industry's greatest lightning and surge protection, as well as superior load cell diagnostics.





### TUNDRA WEIGHBRIDGE

Order a standard width (10', 11' and 12') and length (up to 120') or specify custom dimensions.

Manhole accessory

6" reinforced concrete deck

Corrugated metal

Main girder

Rebar

Pit coping

Cross channel

Deck channel

Load cell



## TUNDRA XL AND XLT FEATURES

### WEIGHBRIDGE

- Capacity range of 45 to 135 tons.
- Field pour concrete deck (optional factory poured deck or steel deck).
- Long-lasting, time proven dual main girder design.
- Easy manhole access to the scale pit for routine maintenance.
- Unique bumper checking system that solves side-to-side and end-to-end checking and allows for a free floating deck.
- Sherwin-Williams® high quality KEM industrial paint system.

### ROCKER COLUMN LOAD CELLS

- 5.5" electrochemically polished stainless steel with the ultimate in load cell capacity (66K) and 300 percent overload protection.
- True hermetic seal ensures this cell is impervious to moisture.
- Stainless steel sheathing protects cables from rodents and fraying.

## TUNDRA XL AND XLT ACCESSORIES

Scale instrument



Traffic signal



Remote terminal



Remote display



Ticket printer



IS\* Instrument



Manhole



RTU options:

- Card reader
- Printer
- Touchscreen
- Keypad

\* IS - Intrinsically Safe

# TUNDRA XL AND XLT SERIES

## PIT-TYPE TRUCK SCALES



### WEIGHING SOLUTIONS FOR THE WORLD

Since 1830, Fairbanks Scales has provided top quality industrial weighing equipment and dependable service to a broad range of industries in the United States and around the globe. Fairbanks' extensive network of sales and service representatives and authorized distributors is comprised of the most knowledgeable and customer-centric scale professionals in the world. As the long-time scale equipment and systems innovator Fairbanks is committed to improving efficiency and profitability for its customers.

### SPECIFICATIONS

#### Weighbridge

##### Platform Sizes

Widths . . . . . 10', 11' and 12' standard  
 Lengths . . . . . 10' to 120' standard  
 (custom sizes available)

Scale capacity . . . . . 45 tons to 135 tons

##### Concentrated load

Capacity (CLC) . . . . . 60,000 lbs and 90,000 lbs  
 (up to 100,000 lbs)

Sections . . . . . 2 to 7

Deck construction . . . . . Field pour concrete

Checking . . . . . Bumper

Approvals . . . . . NTEP CC# 06-112

#### Load cell

Capacity . . . . . 66,000 lbs  
 Type . . . . . 5.5" stainless steel rocker column  
 Hermetic seal . . . . . NEMA 6P (IP68)  
 Resistance . . . . . 1000 ohm cells  
 Overload protection . . . . . 300%  
 Cable protection . . . . . Armored stainless steel  
 Cable length . . . . . 15 feet  
 Excitation . . . . . 5 to 15 VDC  
 Approvals . . . . . NTEP CC# 97-078, Factory Mutual

### ACCESSORIES

- Remote weight displays
- Instrumentation
- Intrinsically safe electronics
- Remote terminal
- Ticket printers
- Traffic signals
- Manholes

### OPTIONS

- Dump through deck
- Factory assembly with factory poured concrete deck
- Steel deck
- Structural grating
- CLC up to 100,000 lbs
- Custom design to fit existing foundations
- Galvanized weighbridge

Call toll-free for the representative nearest you:

**(800) 451-4107**

Call between 8:00 a.m. – 5:00 p.m. Central Time

Corporate Offices: 821 Locust • Kansas City, MO 64106 • (816) 471-0231

Internet Address: <http://www.Fairbanks.com>

